



# How does **ASPIRE** work?

The Marketplace Demonstration



# Contents

<b>Dashboard Overview</b>	<b>3</b>
<b>The Marketplace</b>	<b>4</b>
<b>Resource Listing</b>	<b>5</b>
- Adding a Resource	6
- Automating your Listing	8
- Editing your Resource	9
- Your Matches	10
<b>Resource Transactions</b>	<b>12</b>
- Making an Offer	13
- Pending Transactions	14
- Receiving Transactions	15
- Accepting an Offer	16
- Completing the transaction	17
<b>ASPIRE Sign Up Process</b>	<b>18</b>

# Your Dashboard Overview

## Your Live Reporting Snapshot

The dashboard features the ASPIRE logo in the top left and a user profile for 'BEN Officer' in the top right. A left-hand navigation menu includes links for Dashboard, Marketplace, Resources, and Matches. The main content area is divided into several sections:

- Key Metrics:** Four cards displaying current and total values for:
  - Diverted from Landfill (tonnes):** Current month 5.6, Total 12.
  - CO2 Emission Savings (tonnes):** Current month 1.221, Total 5.221.
  - Resources Exchanged:** Current month 5, Total 17.
  - Waste Earnings (Revenue):** Current month \$1,200, Total \$7,250.
- Resource Out:** A section titled 'List of resources to divert out of my supply chain' containing a table with columns: Id, Listing, Buyer, Offer, Action. The table is currently empty with the message 'No Rows To Show'.
- Resource In:** A section titled 'List of resources to bring into my supply chain' containing a table with columns: Id, Materials, Pricing, List Price, Action. The table is currently empty with the message 'No Rows To Show'.

Each of the Resource Out and Resource In sections includes a 'VIEW ALL' button at the bottom.

### Dashboard

Your overview of the platform

### Marketplace

The overall resource marketplace

### Resources

Resource Out/In overview

### Matches

Overview of Matches to your Resource Interests

### Resource Out

Your Listing for diverting resources out of supply chain

### Resource In

Your Listing for taking resources into your supply chain

# The Marketplace









The screenshot displays the ASPIRE Marketplace interface. At the top left is the ASPIRE logo, and at the top right is a user profile icon labeled 'Mals C'. A left-hand navigation menu includes 'Dashboard', 'MarketPlace', 'Resources', and 'Matches'. A 'Marketplace' filter sidebar is open, showing a 'Commodity' section with checkboxes for various categories like Organics, Paper & Cardboard, Metals, Plastics, Glass, Textiles, C & D, Hazardous, E-Waste, Other, Automotive, Furniture, Liquids, Chemicals, and Wood / Timber. Below this is a 'Price' section with checkboxes for 'Seller paid disposal', 'Free', and 'Sale'. The main content area shows a grid of resource listings. The first row contains three listings, each with a 'VIEW' button. The second row contains three listings: 'Timber' (AU \$0, Free, 0 Offers, 0 Views), 'Timber' (AU \$1, Sale, 0 Offers, 1 Views), and 'Ink Cartridges' (AU \$0, Free, 0 Offers, 0 Views). Each listing includes a photograph of the resource and a 'VIEW' button at the bottom.

**Filter**  
Sort the Marketplace to your preferences

**Resource Listings**  
The current resources being listed by other businesses

# Listing: Your Resources

An overview of all listings (Out & In)

Resources Out							+ ADD
List of resources to divert out of my supply chain							
Animal waste	Active	SL410	20 Kilograms Weekly	Views: 1	Offers: 1	 	
Fibreglass	Active	SL411	15 Pieces Quarterly	Views: 0	Offers: 0	 	
Steel	Active	SL412	100 Kilograms One Time Only	Views: 0	Offers: 0	 	
Resources In							
List of resources to bring into my supply chain							
Animal waste	Active	DP384	23 Kilograms Weekly	Views: 4	Offers: 1		
Car Bumper	Closed	SL409	50 Pieces One Time Only	Views: 8	Offers: 1		

# Listing: Adding a Resource

How to upload a resource that needs to be diverted out of the supply chain

## 1. Add

Click the 'Add +' icon on the top right corner



## 2. Search your Resource

Enter your resource and select from the drop-down menu

What resource would you like to divert?

Select resource ^

Search  ×

Select all filtered results

- Ceramics (Organics)
- Food (Farming) (Organics)**
- Aluminium (Metals)
- Mild Steel/Carbon steel (Metals)
- Laminate (Plastics)
- Plastic (misc) (Plastics)

## 3. Select your Listing type

Select how you would like to transact the resource

How would you like to divert this resource?

Dropdown menu with options:

- I am paying for the disposal.**
- I am giving it away for free.
- I am selling.

### Type of Listings

#### **I am paying for the disposal.**

You will be giving payment to give away your resource

#### **I am giving it away for free.**

You will be giving the resource away at no cost to buyer

#### **I am selling.**

You are requesting for payment for the listed

# Listing: Adding a Resource

How to upload a resource that needs to be diverted out of the supply chain

## 4. Fill your Resource details

Add details to your resource listing

**Listing: Details**

Resource:  Edit

Attribute:

Quantity:

Unit:

Frequency:

Location:

Description:

**Pricing: Sell Resource**

Resource List Price (AU \$):  Negotiable

**Add photos**

### Listing: Details

Fill the descriptors as detailed as possible

### Price

Enter your listing price

### Add Photos

Upload photos of the resource\*

### Resource

Your Resource product

### Attribute

Your Resource characteristics

### Quantity

The amount you are giving away

### Unit

Specify the Quantity unit

### Frequency

How often is the resource generated to give away

### Location

The point of where resource is stored

### Description

Give a short description of the resource

\*\*\*To successfully submit your listing, you must upload a photo of the resource.

# Listing: Automating your Listing

If your resource is generated often, you may set your 'Frequency' of listing in your Details.

Frequency

- Daily**
- Weekly**
- Monthly**
- Annually**
- Quarterly**
- One Time Only**

## Frequency

Once the Resource Listing has been transacted, the Listing will log into History and re-appear based upon how frequently you've set the Resource Listing.

Eg. 20KG of Animal Waste is generated Weekly. Once transacted, this Listing will automatically re-appear in a week time.






# Listing: Editing your Resources

Edit and update changes to your listings

**Resources Out** + ADD

List of resources to divert out of my supply chain

Animal waste	Active	SL410	20 Kilograms Weekly	Views: 1	Offers: 1	 ...
Fibreglass	Active	SL411	15 Pieces Quarterly	Views: 0	Offers: 0	
Steel	Active	SL412	100 Kilograms One Time Only	Views: 0	Offers: 0	 ...

**Resources In**

List of resources to bring into my supply chain

Animal waste	Active	DP384	23 Kilograms Weekly	Views: 4	Offers: 1	▼
Car Bumper	Closed	SL409	50 Pieces One Time Only	Views: 8	Offers: 1	▼

**Edit**  
The edit button will redirect you to the Listing: Details prompt

# Your Matches

Overview of your matches

The screenshot displays a user interface for 'Your Matches'. On the left, there is a filter sidebar with the following sections:

- Commodity** (with an 'APPLY FILTER' button):
  - Organics
  - Paper & Cardboard
  - Metals
  - Plastics
  - Glass
  - Textiles
  - C & D
  - Hazardous
  - E-Waste
  - Other
  - Automotive
  - Furniture
  - Liquids
  - Chemicals
  - Wood / Timber
- Price**:
  - Seller paid disposal
  - Free
  - Sale

The main content area shows a grid of listings. The top row has three 'VIEW' buttons. The middle row contains three listings:

- Timber**: Image of stacked timber. Price: AU \$0 Free. 0 Offers, 0 Views. 'VIEW' button.
- Timber**: Image of timber on a pallet. Price: AU \$1 Sale. 0 Offers, 1 Views. 'VIEW' button.
- Ink Cartridges**: Image of a black ink cartridge. Price: AU \$0 Free. 0 Offers, 0 Views. 'VIEW' button.

The bottom row has three empty listing slots. On the right side, a grey callout box contains the following text:

**Matches**  
This section shows matched resources listings to the interests you have set on your profile

# Matches: Changing your interests

How to change your interests for the matching system

## 1. Access your Profile

Click your name to access your profile



Waste Earnings (Revenue)



Dashboard

Profile

Logout

## 2. Edit Interests

Click Edit to adjust your interests for your resource matches



Interest

- ▶ Paper & Cardboard
- ▶ Metals
- ▶ Plastics

Edit

# Buyer: Purchase a Resource

Purchase a resource on the Marketplace



Animal waste		Seller	
<b>Listing</b>	Sale	<b>Transactions</b>	0
<b>List Price</b>	AUD \$10		
<b>Commodity</b>	Organics		
<b>Quantity</b>	20 kg		
<b>Frequency</b>	Weekly		
<b>Location</b>	LYNDHURST		
<b>Description</b>	Manure, perfect for gardens and/or resell		



Negotiable (No)  
**AUD \$10**

**BUY NOW**

**Purchase a Resource**  
Click 'Buy Now' to transact a resource

# Buyer: Making an Offer

Make an offer on a resource you want to receive



<b>Listing</b>	Sale
<b>List Price</b>	AUD \$1000
<b>Commodity</b>	Metals
<b>Quantity</b>	50 p
<b>Frequency</b>	One Time Only
<b>Location</b>	MELBOURNE
<b>Description</b>	Car bumper suitable for refittings (AUDI)

Negotiable (Yes) [ 0 Offers ]

**AUD \$1000**

**Seller**

---

Transactions 1

**Make an Offer**  
If the resource is negotiable, you can place an offer

# Buyer: Pending Transactions

Transactions that you have engaged from the Marketplace

## Pending Transactions

Any resources you've transacted will appear in 'Resources In'

The Seller will receive the offer or your request to transact

## Await confirmation

You will receive notifications if the Seller has accepted the transaction

**Resources In**  
List of resources to bring into my supply chain

Resource	Status	SL	Quantity	Views	Offers
Aluminium	Closed	SL381	5 Tonnes Annually	Views: 8	Offers: 1
Biosolid	Closed	SL385	3 Kilograms Monthly	Views: 10	Offers: 1
Animal waste	Closed	SL394	10000 Kilograms Daily	Views: 2	Offers: 1
Bark (garden)	Closed	SL395	2000 Pieces Daily	Views: 1	Offers: 1
Animal waste	Active	SL397	1234 Kilograms Daily	Views: 6	Offers: 1
Animal waste	Active	SL410	20 Kilograms Weekly	Views: 1	Offers: 1

<b>Pricing</b>	<b>Location</b>	<b>Attributes</b>
Sale	LYNDHURST	Biodegradable
<b>List Price</b>	<b>Negotiable</b>	<b>Date Listed</b>
AU \$10	No	28/05/20 03:29:18
<b>Active Duration</b>	<b>Description</b>	
1 days	Manure, perfect for gardens and/or resell	

No	Timestamp	State	Offer	Status
10	28/05/20 03:49:05	Offer sent to seller	AU \$ 10	Pending with seller

## Location

Check the progress of your transaction

## Status

Check the progress of your transaction

# Seller: Receiving Transactions

Receiving transactions that have been offered and/or requested by buyers

**Resource Out**  
List of resources to divert out of my supply chain

Id	Listing	Buyer	Offer	Action
6	Hardwood	345	AU \$ FREE	
8	Car Bumper	356	AU \$ 950	<span>✕</span> <span>✓</span>

[VIEW ALL](#)

## Dashboard

The 'Resource Out' will show the listing that requires action. It will prompt you to 'Accept' or 'Decline' the transaction

## Notifications

You will receive notifications if offers are made and transactions are requested via email

Car Bumper | Active | SL409 | 50 Pieces One Time Only | Views: 1 | Offers: 1

Pricing: Sale | Location: 31 A Beckett Street, MELBOURNE VIC 3000 | Attributes: Reusable

List Price: AU \$1000 | Negotiable: Yes | Date Listed: 28/05/20 03:11:07

Active Duration: 1 days | Description: Car bumper suitable for refittings (AUDI)

No	Timestamp	BuyerId	Industry	Offer	CO2 Saving	Action
8	28/05/20 03:15:13	356	Manufacturing	AU \$ 950	0.010t	<span>✕</span> <span>✓</span> <a href="#">Approve</a>

## Resources

Offers /transactions sent in will also appear in your Resources tab. It will prompt you to 'Accept' or 'Decline' the transaction

# Seller: Accept an Offer / Approve a Transaction

How to accept an offer or approve a transaction

**Resource Out**  
List of resources to divert out of my supply chain

Id	Listing	Buyer	Offer	Action
6	Hardwood	345	AU \$ FREE	
8	Car Bumper	356	AU \$ 950	<input type="checkbox"/> <input checked="" type="checkbox"/>

[VIEW ALL](#)

## Accept / Decline

You may Accept or Decline offers on both the Dashboard View or Resources view (by drop-down menu)

Car Bumper | Active | SL409 | 50 Pieces One Time Only | Views: 1 | Offers: 1

Pricing: Sale | Location: 31 A Beckett Street, MELBOURNE VIC 3000 | Attributes: Reusable

List Price: AU \$1000 | Negotiable: Yes | Date Listed: 28/05/20 03:11:07



Active Duration: 1 days | Description: Car bumper suitable for refittings (AUDI)

No	Timestamp	BuyerId	Industry	Offer	CO2 Saving	Action
8	28/05/20 03:15:13	356	Manufacturing	AU \$ 950	0.010t	<input type="checkbox"/> <input checked="" type="checkbox"/> Approve



# Completing the transaction

Connect and exchange resources



Car Bumper		Seller	
Listing	Sale	Transactions	3
List Price	AUD \$1000		
Commodity	Metals		
Quantity	50 p		
Frequency	One Time Only		
Company Name	A.J AGIUS & L AGIUS		
Company Phone	(03)09870987		
Location	31 A'Beckett Street, MELBOURNE VIC 3000		
Description	Car bumper suitable for refittings (AUDI)		

Negotiable (Yes) [ 1 Offers ]  
**AUD \$1000**

## Contact details

Contact details will be released into the listing for you to complete the resource exchange

# The Sign Up Process

# Signing up to ASPIRE

How to register your account on ASPIRE

## 1. Personal Details

Enter your Personal Details to register your account details

The screenshot displays a registration form with a progress indicator at the top. The progress indicator consists of four circles: the first is filled, and the others are empty. Below the progress indicator, the form is titled 'Personal Information' and contains the following fields:

First Name	Email	Password
Marley	test-c@live.com	*****
Last Name	Personal Contact	Confirm password
Chann	+61 3 9876 2354	*****

A green 'NEXT' button is located at the bottom left of the form.

# Signing up to ASPIRE

How to register your account on ASPIRE

## 2. Company Details

Enter your Company Details to create your profile

### ABN

Begin by entering your ABN. This will prefill the fields relevant to your company

### Company Information

ABN 70 051 213 917	Council Kingston City Council	Company Phone +61
Company Name RHINO THE WRECKER PTY LTD	Industry (ANZSIC) Select division	Primary address
No. of employees Select total employee count	Subdivision Select subdivision	Additional locations.
Job role	Are you a registered recycling company? <input type="radio"/> Yes <input type="radio"/> No	No Address Records. <a href="#">Add</a>

[PREV](#) [NEXT](#)

### Address

Enter your address and select from the drop-down

\*\*\*Please enter your Company details as accurately as possible, as this will be the main method of contact for resource exchange

# Signing up to ASPIRE

How to register your account on ASPIRE

## 3. Summary

Review your details and confirm if they are accurate

## Complete the Sign Up Process

Complete your Account set up by finalising your payment via our secure gateway

### Summary

<b>Personal Information</b> <a href="#">Edit</a>		
First Name	Last Name	Email
Marley	Chann	test-@live.com
<b>Company Information</b> <a href="#">Edit</a>		
Company Name	Council	Phone No.
RHINO THE WRECKER PTY LTD	Kingston City Council	+61 (03) 4566 3456
ABN	Industry (ANZSIC)	Primary address
70 051 213 917	Manufacturing	123 Wilson Street, CHELTENHAM VIC 3192
No. of employees	Subdivision	Additional locations.
5-20	Primary Metal and Metal Product Manufacturing	
Job role	Are you a registered recycling company?	
CEO	No	

[PREV](#) [CONFIRM](#)

\*\*\*Please note that your Account will not be created if payment was not finalised.